

▼ I Love Korean User Manual



CONTENTS



01 How to Access E-Learning

02 I Love Korean

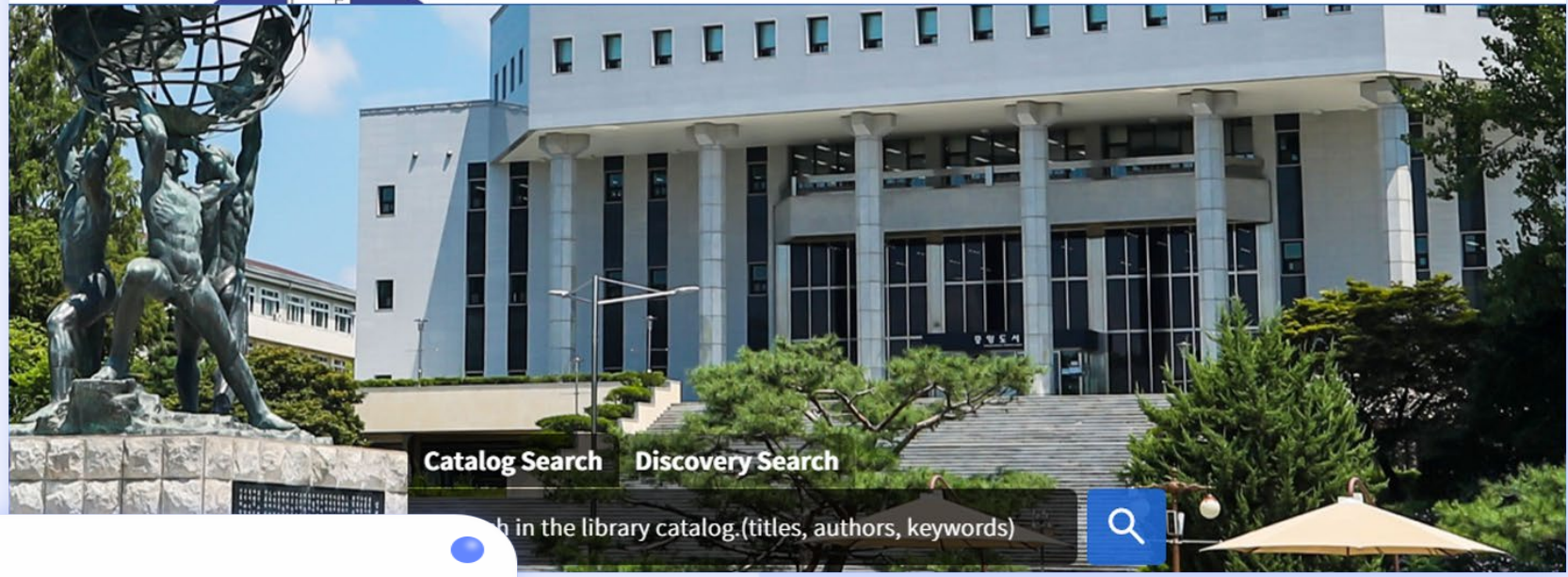
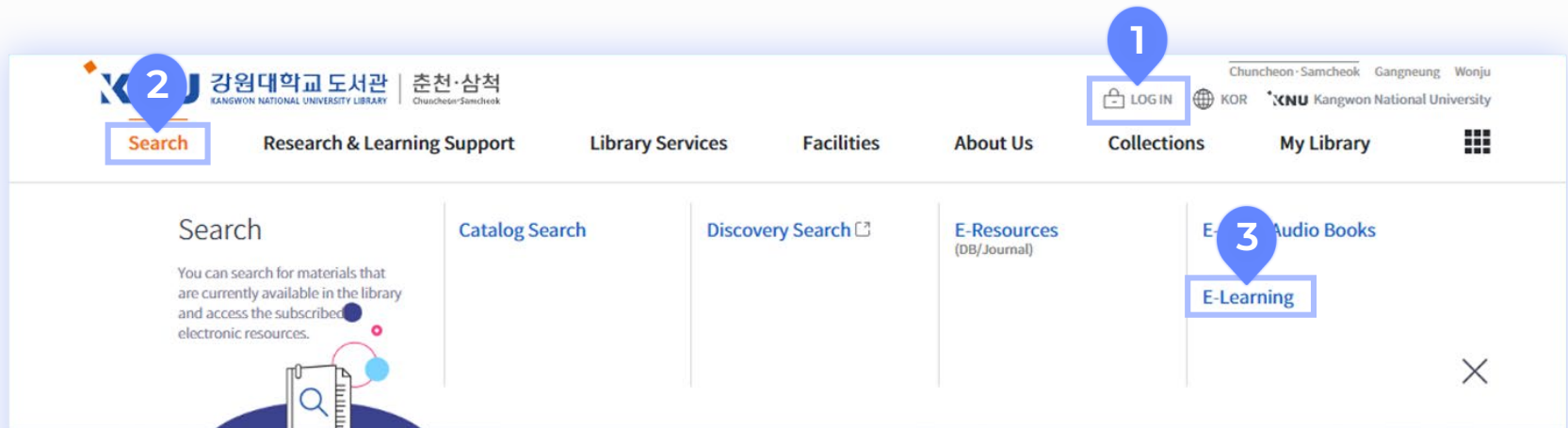
03 Mobile Access Guide



How to Access E-Learning

I Love Korean

Mobile Access Guide



- Access the University Library website and log in with your personal ID
- From the top menu, click 'Search' > 'e-Learning'

How to Access E-Learning

I Love Korean

Mobile Access Guide

KNU 강원대학교도서관 춘천·삼척
Chuncheon · Samcheok · Gangneung · Wonju
KOR KNU Kangwon National University

Search Research & Learning Support Library Services Facilities About Us Collections My Library

Search

Catalog Search
Discovery Search
E-Resources(DB/Journal)
E-Book/Audio Books
E-Learning

E-Learning

Home > Search > E-Learning

By alphabet
All 가 나 다 라 마 바 사 아 자 차 카 타 피 하
A B C D E F G H I J K L M N O P Q R S T U V W X Y Z
Other 0-9

Classification
All
유형 > 온라인강좌(E-Learning) 심석구독 공동이용자료
국내외 > 국내(Korean)

4 Items

No	Shortcut	Database	Shortcut	Details
4		사랑해요 KOREAN I LOVE 한국어 국내(Korean), 온라인강좌(E-Learning) - 서울대학교 언어교육원이 개발한 '사랑해요 한국어(I Love Korean)' 시리즈 - 유학생 대상 기초 의사소통 능력을 키우는 데 중점두는 이러닝 플랫폼		

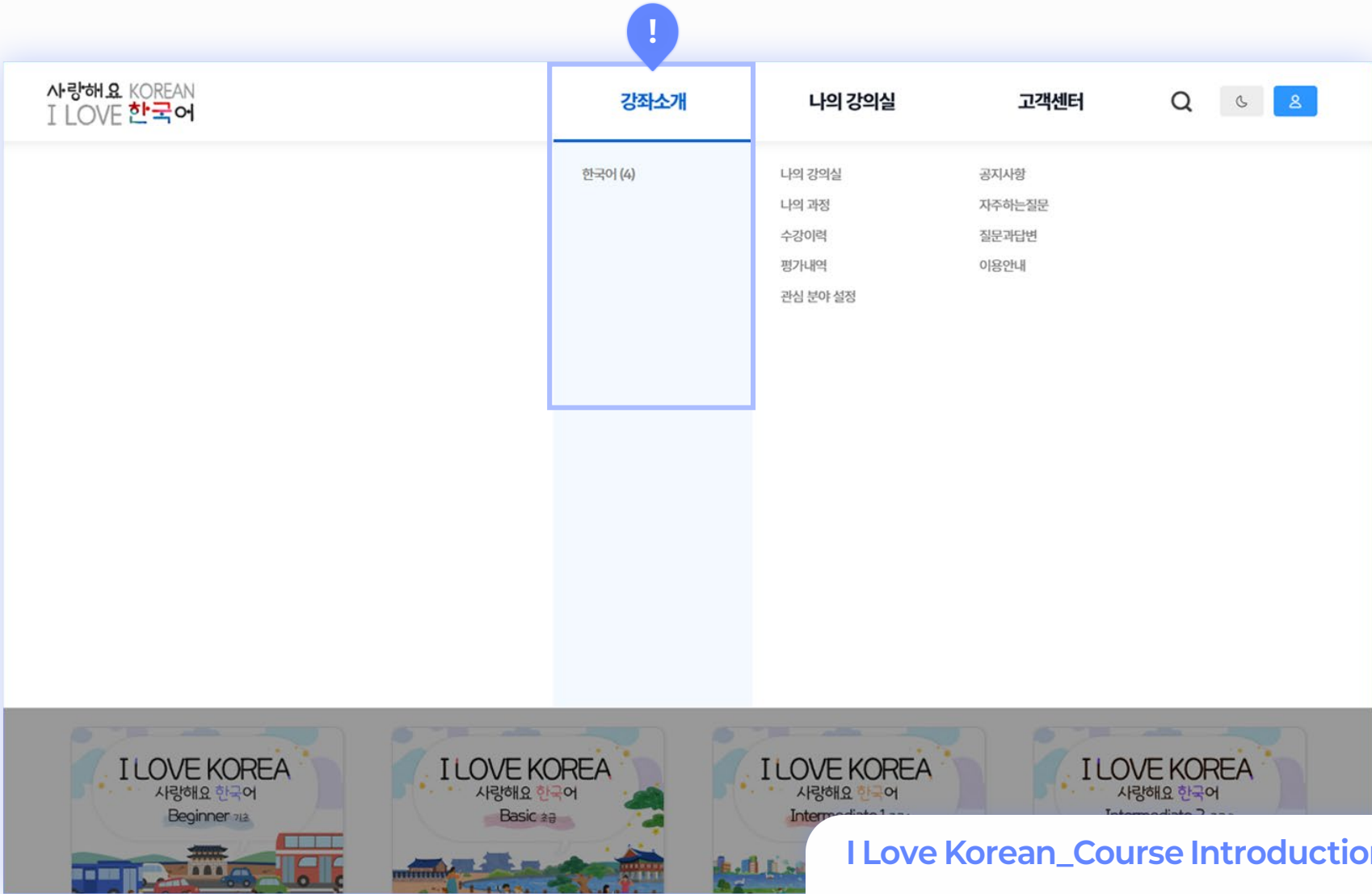
KOCU

· Find 'I Love Korean' from the list and go to the website.

How to Access E-Learning

I Love Korean

Mobile Access Guide



I Love Korean_Course Introduction

You can view courses by category in the 'Course Introduction' tab.

The screenshot shows the 'I Love Korean' website interface. At the top, there is a navigation bar with the logo '사랑해요 KOREAN I LOVE 한국어' on the left and menu items '강좌소개', '나의 강의실', and '고객센터' on the right. Below the navigation bar, the main heading is '강좌소개'. The featured course is 'I Love Korean 1(사랑해요 한국어1)-Beginner(기초)'. Below the course title, it indicates '수강대상 | 대학/일반'. A video player shows a sample lecture with a large play button and the text '사랑해요 한국어 1 I Love Korean'. To the right of the video player, there is a course summary box for '서울대학교언어연구원' (Seoul National University Language Research Institute). The summary includes the course title 'I LOVE KOREA 사랑해요 한국어 Beginner 1', duration '수강기간: 120일', number of lectures '강의수: 54강', and credit '이수점수: 100'. A blue button labeled '수강신청' (Enroll) is highlighted with a red box and a red exclamation mark icon.

I Love Korean_Course Enrollment

Select the course you wish to take, then enroll and start the lecture.

How to Access E-Learning

I Love Korean

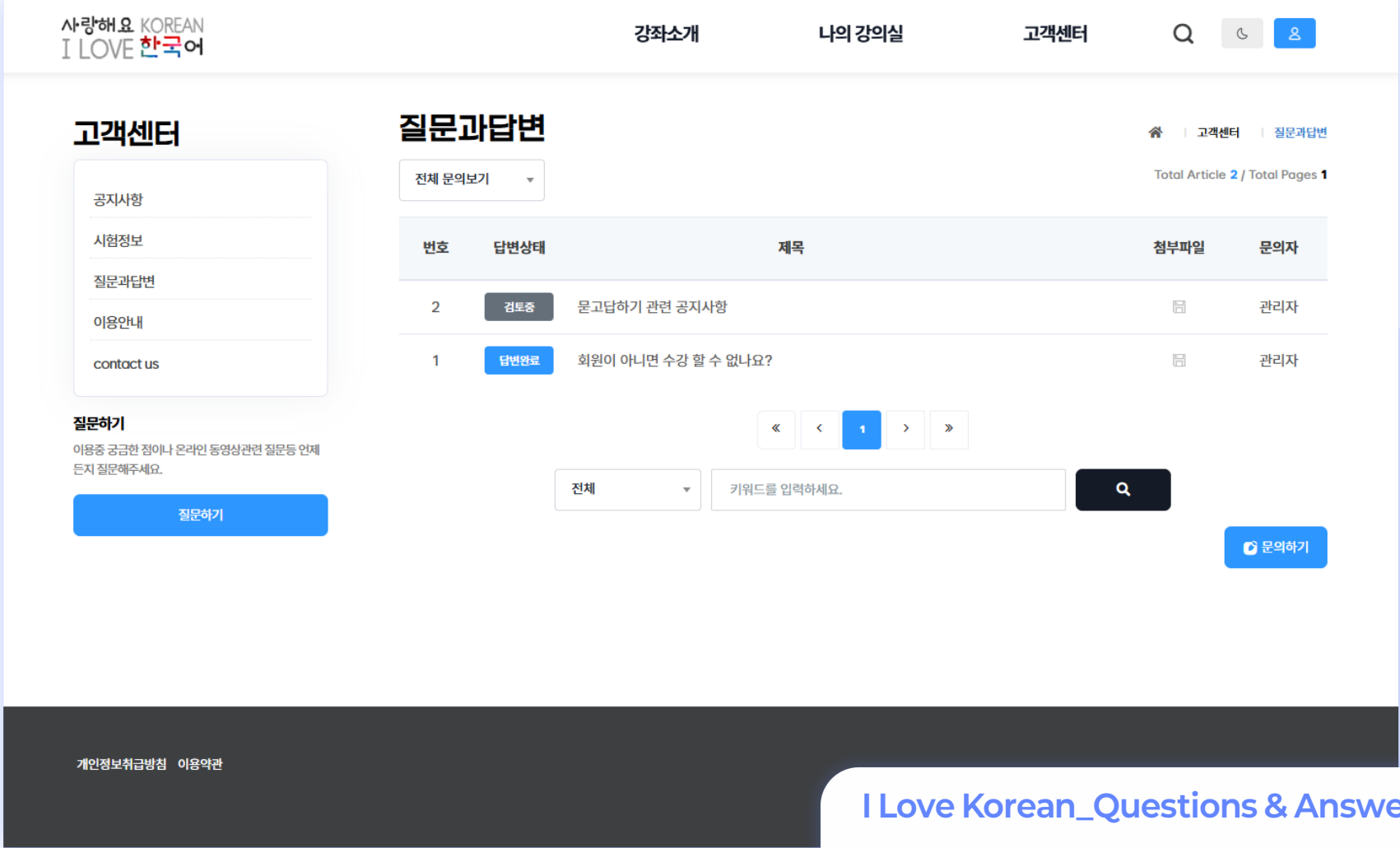
Mobile Access Guide

The screenshot shows the '나의 강의실' (My Classroom) page. At the top, there are navigation tabs: '강좌소개', '나의 강의실' (highlighted with a blue box and a red exclamation mark), and '고객센터'. Below the navigation, there are four summary cards: '총 강좌수 1건', '총 수강시간', '총 수강율 (수강강의/전체강의) 0%', and '미완료 수강수 54/54'. A search bar is present with a dropdown for '강좌명' and a search button. The main content area displays a course card for 'I Love Korean1(사랑해요 한국어1)-Beginner(기초)'. Below the course card is a table with the following data:

강사	강의수	총 강의시간	제작
서울대학교언어연구원	54강	9시간 51분	서울대학교언어연구원
수강률(수강강좌/전체강좌) <div style="width: 0%;"></div>			
수강기간	신청일시	수강률(수강강좌/전체강좌)	수강취소
2026-02-20 ~ 2026-06-20	2026-02-2011:50:16	0% (0강/총 54강)	수강취소

I Love Korean_My Classroom

In the 'My Classroom' tab, you can view the courses you have enrolled in and start watching them immediately.



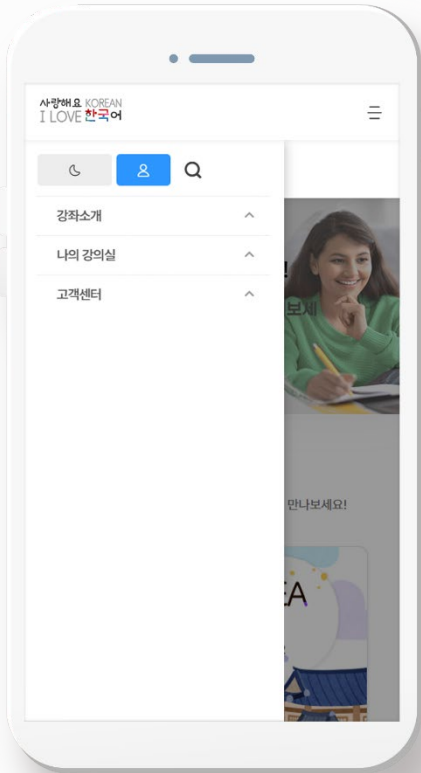
I Love Korean_Questions & Answers

You can submit questions or inquiries you may have while using the service through the 'Customer Center > Q&A' tab.

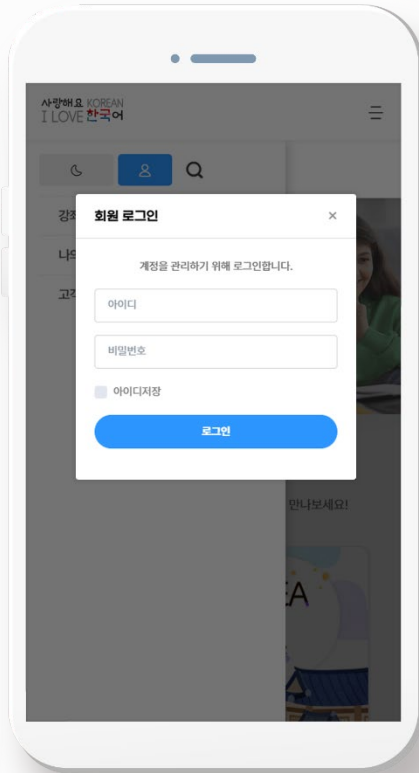
How to Access E-Learning

I Love Korean

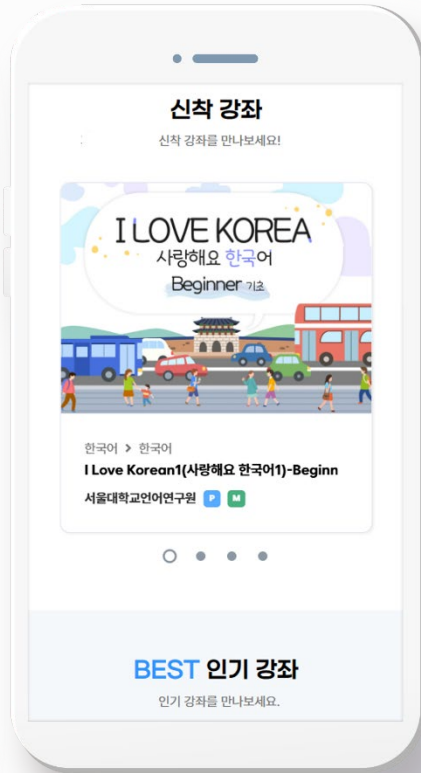
Mobile Access Guide



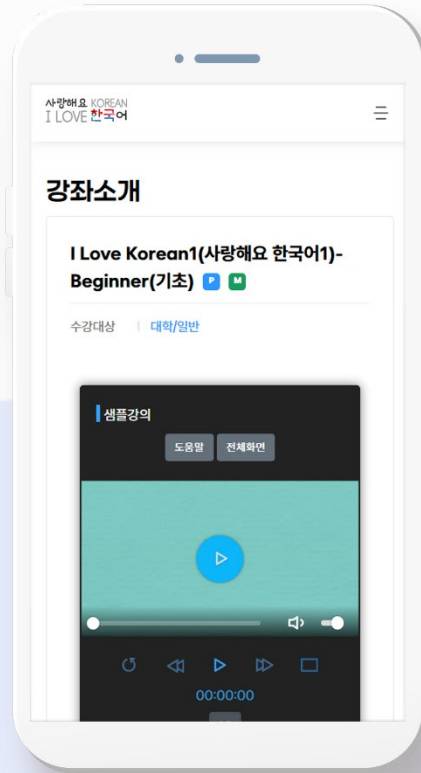
01
Mobile Access



02
Login



03
Select the
Desired Course



04
Start Course

Mobile access is available after **first accessing** the course site via the library website on a PC

How to Access E-Learning

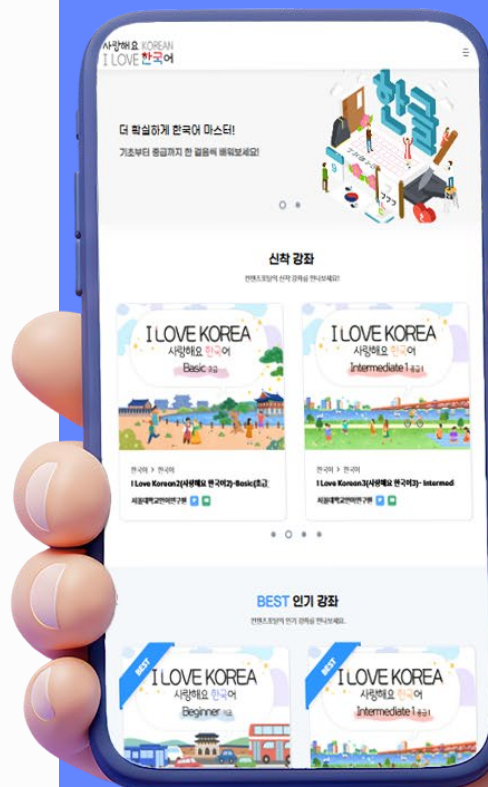
I Love Korean

Mobile Access Guide



I Love Korean

QR Code





I Love Korean User Manual
Thank you.